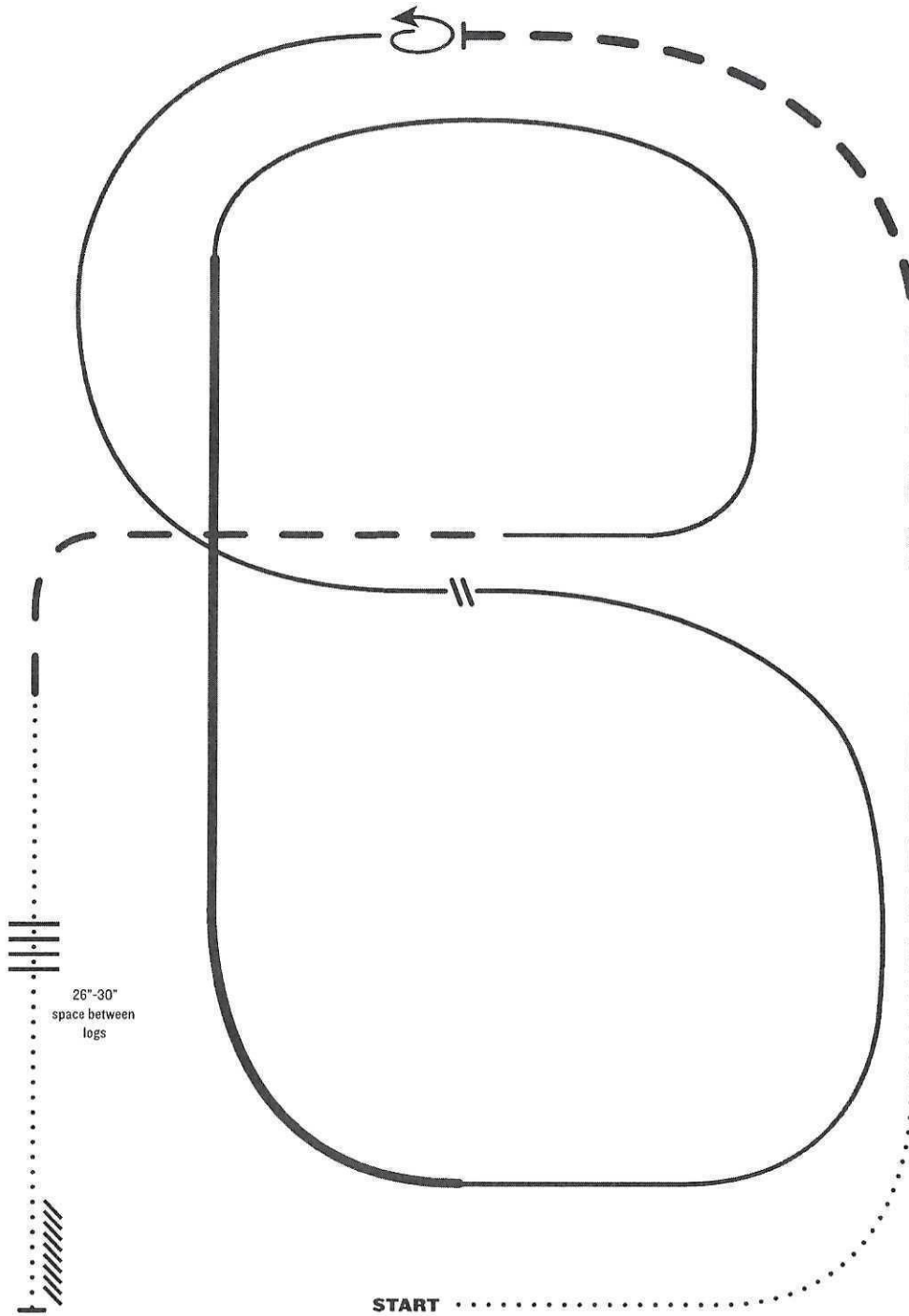


RANCH RIDING - PATTERN I

April 27th, 2004

LEGEND

| | |
|-------|---------------|
| | Walk |
| | Extended Walk |
| - - - | Trot |
| - - - | Extended Trot |
| — — — | Lope |
| — — — | Extended Lope |
| //// | Back |
| // | Lead Change |



1. Walk
2. Trot
3. Extend the trot, at the top of the arena, stop
4. 360° turn left
5. Left lead 1/2 circle, lope to the center
6. Change leads (simple or flying)
7. Right lead 1/2 circle
8. Extended lope up the long side of the arena (right lead)
9. Collect back to a lope around the top of the arena and back to center
10. Break down to an extended trot
11. Walk over logs
12. Stop and back

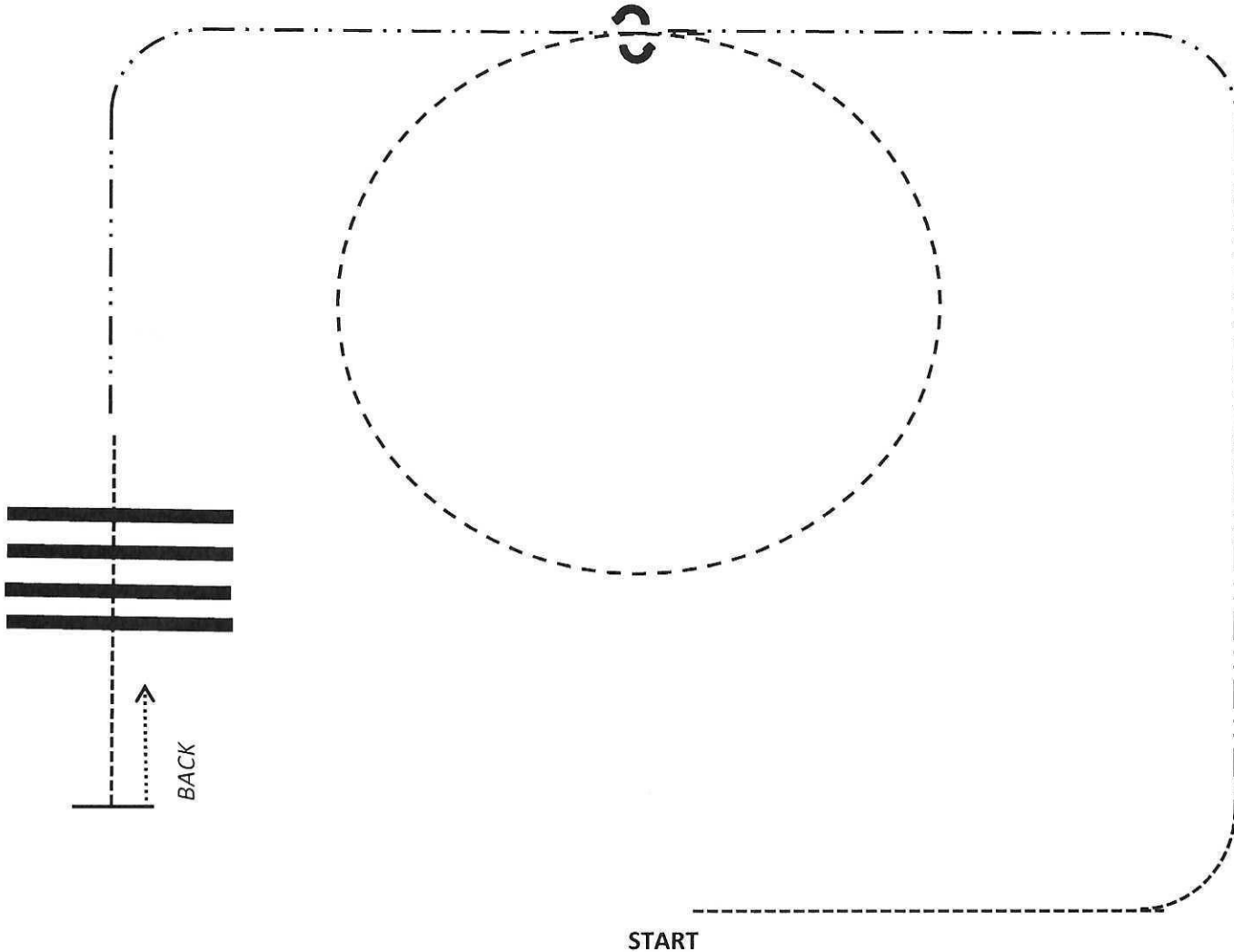
Class #15
15, 17, 19, 21, 23



RANCH RIDING WALK TROT

Pattern #1
April 27, 2004

| | |
|----------|-------|
| WALK | ----- |
| TROT | ----- |
| EXT TROT | ----- |



1. WALK
2. EXT. TROT 1/2 way up the ARENA
3. TURN LEFT EXT. TROT to Center of ARENA
4. TROT CIRCLE to LEFT
5. STOP
6. 360 TURN LEFT
7. EXT. TROT
8. WALK over RAILS
9. STOP / BACK 1 Horse Length

Class #15
14, 16, 18, 20, 22

April 27, 2004

ECRRA




RANCH TRAIL
YOUTH
NOVICE
PRIME
TIME
Walk Trot Lope

4. Lope Right Lead
over 2 RAILS

5. Break to WALK
WALK over Rails

6. Lope Left Lead
over 3 Rails in Fan

7. EXTENDED
TROT
thru Box
as shown



8. Stop inside
Box 270 Left
Walk out

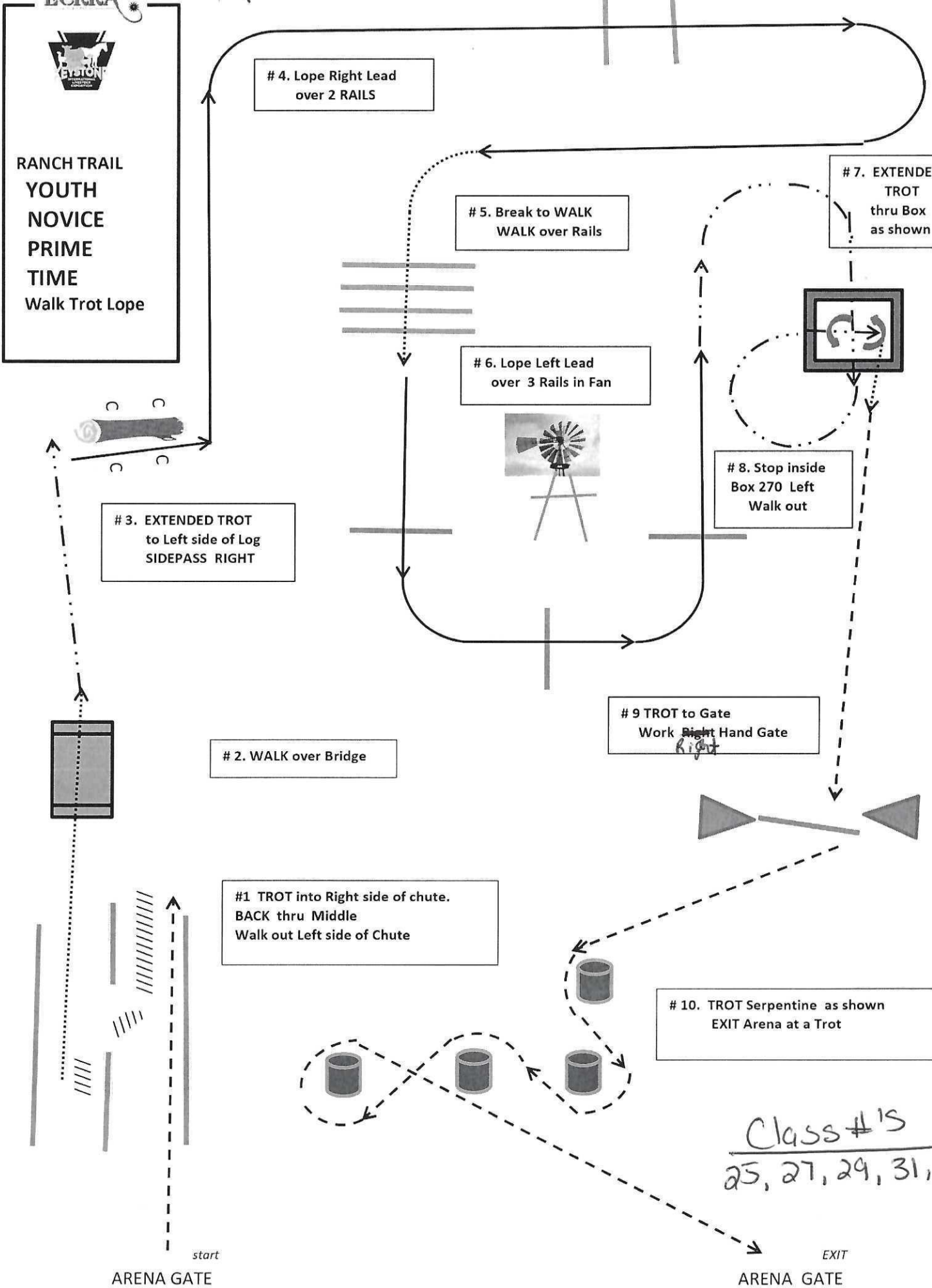
3. EXTENDED TROT
to Left side of Log
SIDEPASS RIGHT

9 TROT to Gate
Work ~~Right~~ Hand Gate

2. WALK over Bridge

#1 TROT into Right side of chute.
BACK thru Middle
Walk out Left side of Chute

10. TROT Serpentine as shown
EXIT Arena at a Trot



Class #'s
25, 27, 29, 31, 33

start
ARENA GATE

EXIT
ARENA GATE

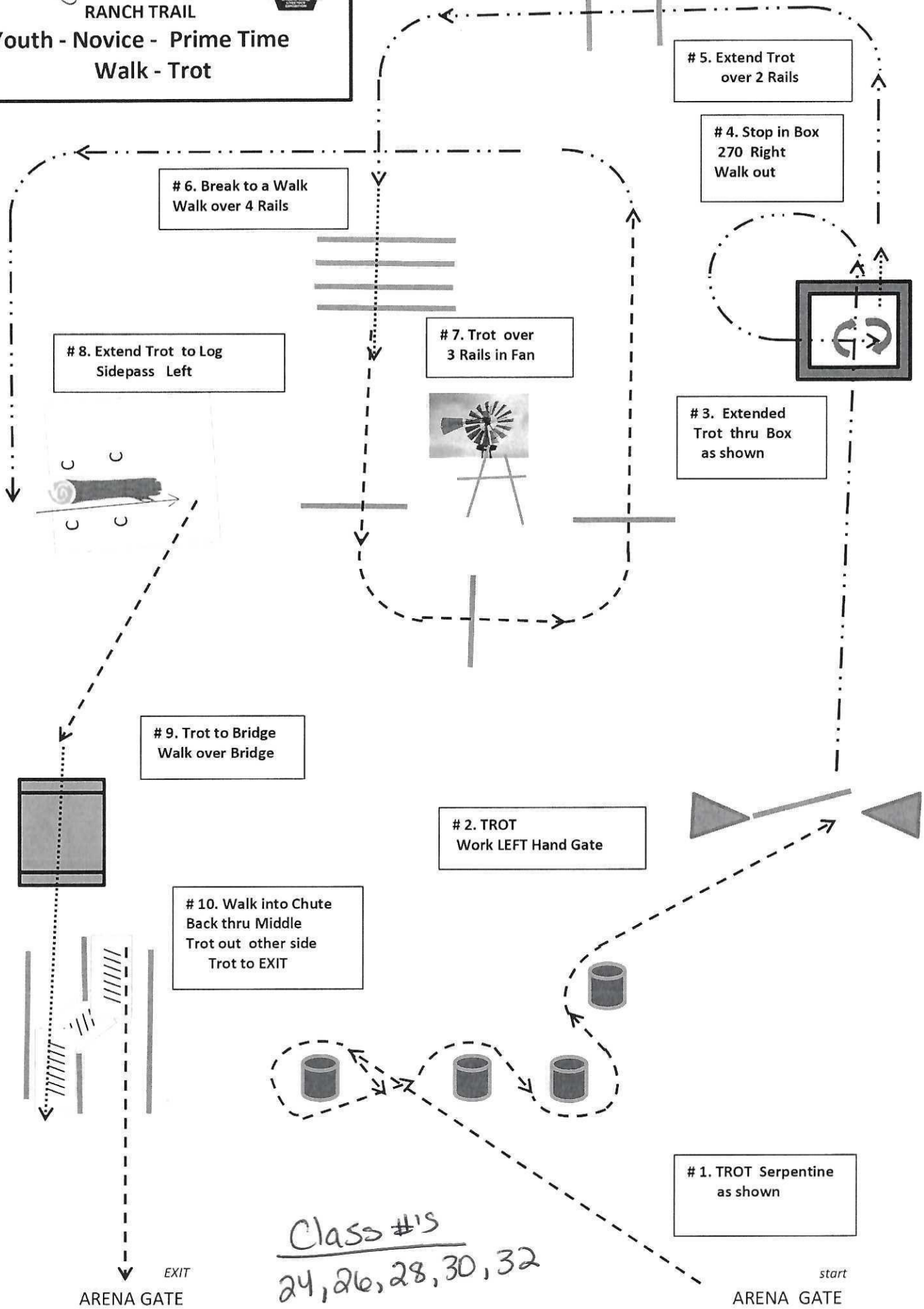


RANCH TRAIL

Youth - Novice - Prime Time
Walk - Trot



April 27, 2004



Class #'s
24, 26, 28, 30, 32

ARENA GATE

start
ARENA GATE

April 24. 2004

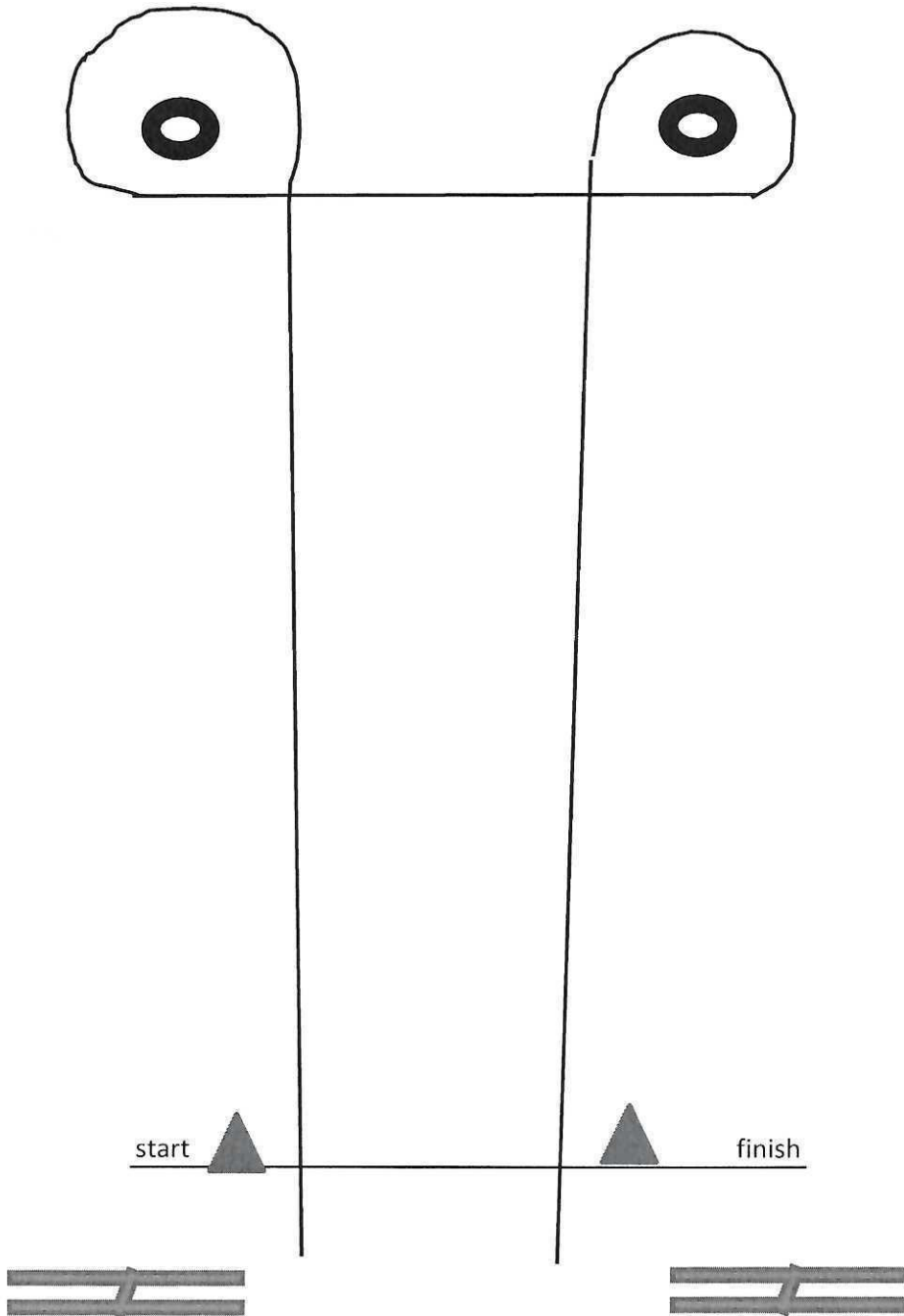


**RANCH
ROUND UP**

Pattern # 2

Class #'s
34, 35, 36, 37,
38, 39, 40, 41,
42, 43

Run pattern as drawn. May start on either side. Knockdown of any obstacle is a 5 point penalty for each knockdown, All walk trot exhibitors. Loping more than 3 strides in the pattern, going off pattern is a disqualification



Note: walk trot
most trot!

May 18, 2004

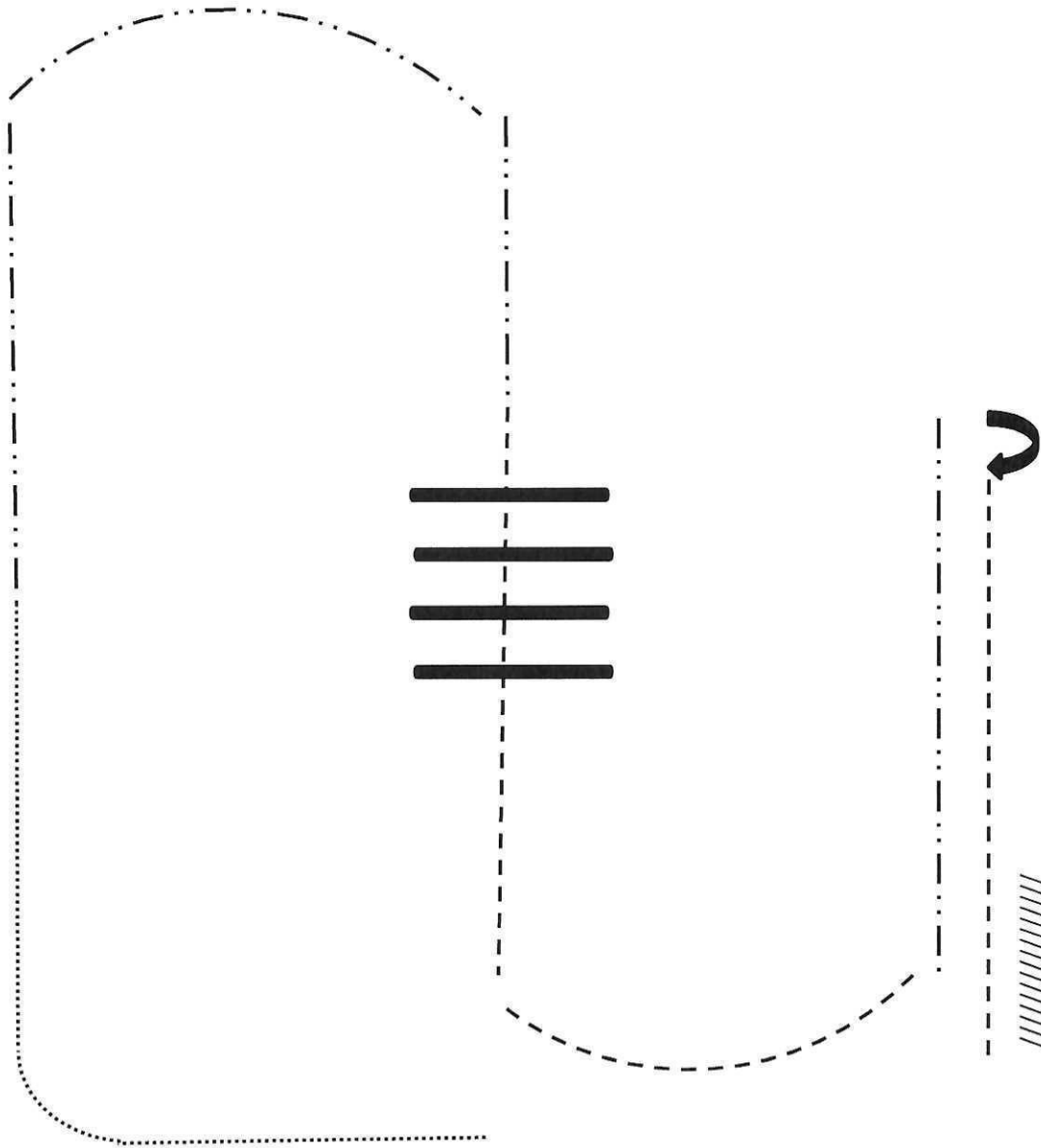


RANCH RIDING Walk Trot

Class #'s

14, 16, 18, 20, 22

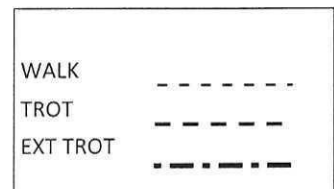
Pattern # 8



start

- 1 WALK
- 2 EXTENDED TROT
- 3 TROT over 4 RAILS
- 4 TROT

- 5 EXTENDED TROT
- 6 180 RIGHT
- 7 TROT
- 8 STOP & BACK



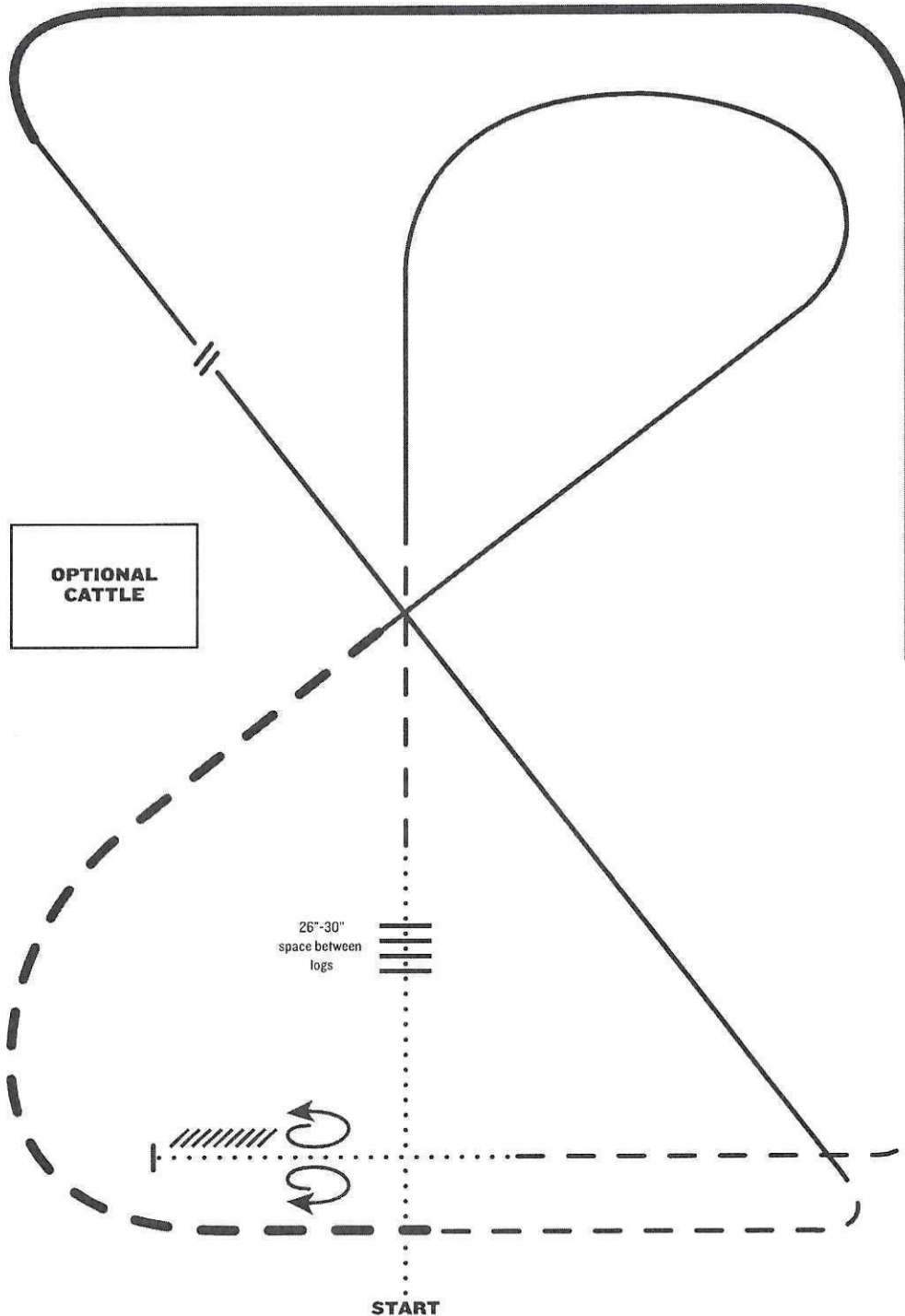
May 18, 2004

RANCH RIDING - PATTERN 5

Walk, Trot, Lope

LEGEND

- Walk
- Extended Walk
- - - Trot
- - - Extended Trot
- Lope
- Extended Lope
- //// Back
- \\ Lead Change

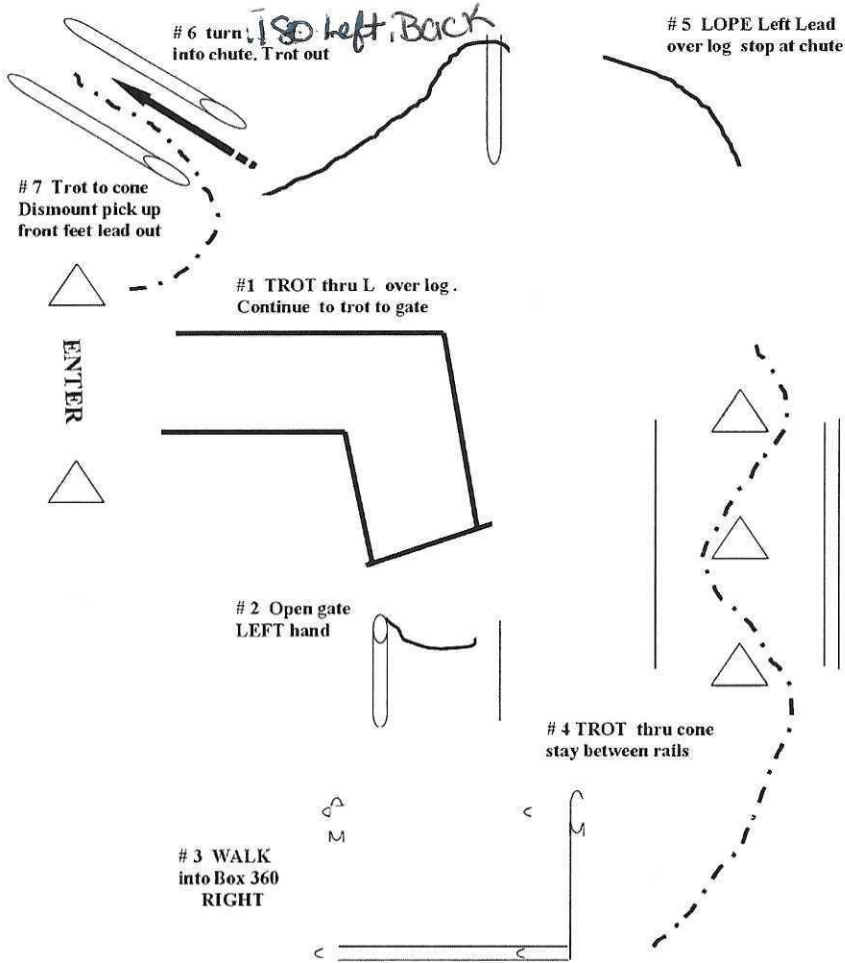


1. Walk
2. Walk over logs
3. Trot
4. Lope right lead
5. Extended trot
6. Trot
7. Lope left lead
8. Change leads (simple or flying)
9. Extended lope right lead
10. Collect lope
11. Trot
12. Walk
13. Stop and back
14. 360° turn each direction (either direction 1st) (L-R or R-L)

Class #'s
15, 17, 19, 21, 23

ALL TRAIL CLASSES

All Walk Trot Extend trot where it calls for Lope.



May 18, 2024

Class #'s
24, 25, 26, 27, 28,
29, 30, 31, 32, 33

May 18, 2004



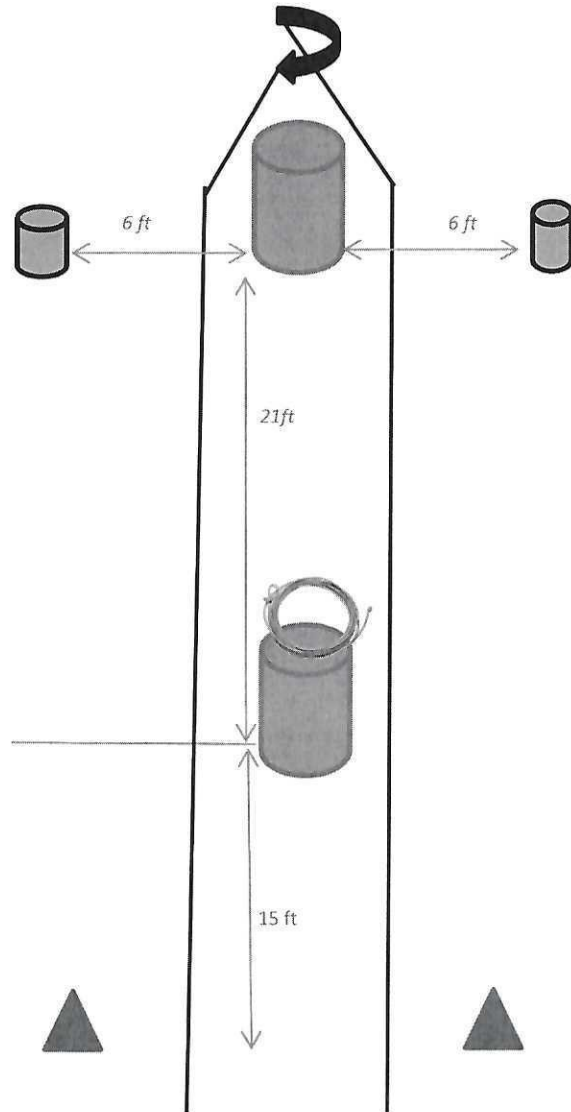
**RANCH
ROUND UP**

Pattern # 8

You may start on either side. Go over the starting line pick up the rope run straight up and past the barrel and the marker. Rollback either way come back through the opposite side of the barrel return the rope. never cross the lines of travel.

KNOCK DOWN of any obstacle 5 sec. penalty

DISQUALIFICATION: Rope falling to ground, Off course, walk entries Loping more than 3 strides, Hitting horse with rope.



Class #'s
34, 35, 36, 37
38, 39, 40, 41, 42,
43